
2001 KHSAA



BOYS' SWEET 16®

State Basketball Tournament

March 14-17

Rupp Arena • Lexington



Final Game Stats

Thurs., March 15 • Session 3 • Game 2
Grayson County Cougars
vs.
North Hardin Trojans

the

GREATEST

SHOW

in

hoops!

KHSAA BASKETBALL - GAME BOX SCORE

GRAYSON COUNTY COUGARS VS. NORTH HARDIN TROJANS

DATE: 03/15/2001 TIME: 3:00 PM SITE: KHSAA BOYS' SWEET 16-RUPP ARENA ATTENDANCE: 14220

VISITORS: NORTH HARDIN TROJANS

##	NAME	P	FG	3 PT	FT	PTS	ORB	DRB	TR	PF	AST	TO	BS	ST	MIN
4	* CEDRIC BURTON		4/11	3/6	2/2	13	1	0	1	2	2	3	0	0	23:43
23	* QUINTON SMITH		9/18	1/4	0/0	19	2	3	5	2	2	2	0	3	32:00
35	* ANDRE' WOODSON		2/8	1/2	1/2	6	1	2	3	1	3	1	0	0	15:10
40	* JARIUS SYKES		3/3	0/0	0/0	6	1	2	3	1	1	0	0	0	28:53
45	* MATT DEMASTERS		2/5	0/0	0/0	4	3	8	11	2	0	1	5	0	23:18
3	LARRY FOX		5/7	0/1	7/8	17	0	0	0	1	0	1	0	2	18:07
5	K.B. FULKS		0/0	0/0	0/0	0	0	0	0	0	0	0	0	0	DNP
14	ZACH EMDEE		0/0	0/0	0/0	0	0	0	0	0	0	0	0	0	DNP
21	JASON MASCHKE		2/7	0/3	0/0	4	4	1	5	0	0	0	1	0	10:32
22	ERIC WILLIAMS		0/0	0/0	0/0	0	0	0	0	0	0	0	0	0	DNP
33	JEFF OUSLEY		0/0	0/0	0/0	0	0	0	0	0	0	0	0	0	DNP
42	LAMONTE' BROWN		0/0	0/0	0/0	0	0	0	0	0	0	0	0	0	DNP
55	ERIC KING		1/2	0/0	0/0	2	0	1	1	1	0	0	0	0	8:17
15	MAURICE SANDERS		0/0	0/0	0/0	0	0	0	0	0	0	0	0	0	DNP
32	ERIC JOHNSON		0/0	0/0	0/0	0	0	0	0	0	0	0	0	0	DNP
TEAM							3	1	4						
TOTALS			28/61	5/16	10/12	71	15	18	33	10	8	8	6	5	160

TOTAL FG	1ST HALF	18/30	60.0%	2ND HALF	10/31	32.3%	GAME	28/61	45.9%
3 PT FG	1ST HALF	4/9	44.4%	2ND HALF	1/7	14.3%	GAME	5/16	31.3%
FREE THROWS	1ST HALF	0/0	0.00%	2ND HALF	10/12	83.3%	GAME	10/12	83.3%

HOME: GRAYSON COUNTY COUGARS

##	NAME	P	FG	3 PT	FT	PTS	ORB	DRB	TR	PF	AST	TO	BS	ST	MIN
2	* CHAD LOGSDON		1/7	1/2	0/0	3	3	3	6	2	2	2	0	0	26:59
3	* CHRIS GAITHER		8/16	0/3	3/4	19	4	2	6	3	7	6	1	4	32:00
22	* NICK CRAWFORD		6/10	0/0	2/2	14	2	2	4	2	0	0	0	0	27:43
32	* SHAUN CAMPBELL		3/6	1/2	2/2	9	1	4	5	0	2	2	0	0	28:11
44	* JAMES GAITHER		6/15	0/0	4/4	16	2	7	9	4	0	1	1	0	29:01
11	BRYAN LANGDON		0/1	0/0	0/0	0	0	0	0	0	1	0	0	0	3:49
15	KYLE CANNON		0/0	0/0	0/0	0	0	0	0	0	0	0	0	0	DNP
20	ADAM DECKER		1/1	0/0	0/0	2	0	0	0	0	0	0	0	0	6:13
21	KENT COOPER		0/0	0/0	0/0	0	0	0	0	0	0	0	0	0	DNP
24	KEITH ESCUE		1/3	0/0	0/0	2	1	0	1	0	0	0	0	0	6:04
25	JOSH BASHAM		0/0	0/0	0/0	0	0	0	0	0	0	0	0	0	DNP
33	WILL MARSHALL		0/0	0/0	0/0	0	0	0	0	0	0	0	0	0	DNP
34	ISAAC MILLER		0/0	0/0	0/0	0	0	0	0	0	0	0	0	0	DNP
10	ROBERT SKAGGS		0/0	0/0	0/0	0	0	0	0	0	0	0	0	0	DNP
23	DANNY WILLIS		0/0	0/0	0/0	0	0	0	0	0	0	0	0	0	DNP
TEAM							2	1	3						
TOTALS			26/59	2/7	11/12	65	15	19	34	11	12	11	2	4	160

TOTAL FG	1ST HALF	16/31	51.6%	2ND HALF	10/28	35.7%	GAME	26/59	44.1%
3 PT FG	1ST HALF	1/5	20.0%	2ND HALF	1/2	50.0%	GAME	2/7	28.6%
FREE THROWS	1ST HALF	2/2	100%	2ND HALF	9/10	90.0%	GAME	11/12	91.7%

FREE THROW PTS	NOR	10	GRA	11	3PT POINTS	NOR	15	GRA	6	PTS/POSSESSION	NOR	0.90	GRA	0.83
PTS OFF TURNOVERS	NOR	17	GRA	11	2ND CHANCE POINTS	NOR	3	GRA	12	PTS OFF BENCH	NOR	23	GRA	4
TOTAL REBOUNDS	NOR	33	GRA	34	TEAM REBOUNDS	NOR	4	GRA	3	DEAD BALL REB	NOR	2	GRA	1
OFF REBOUND %	NOR	44.1	GRA	45.5	DEF REBOUND %	NOR	54.5	GRA	55.9	TOTAL REBOUND %	NOR	49.3	GRA	50.7

TECHNICAL FOULS NOR NONE
GRA NONE

OFFICIALS JOHN CHAMBERLAIN, RICK CHASTEEN, DALE CONN

	QTR 1	QTR 2	QTR 3	QTR 4	OT 1	OT 2	OT 3	OT 4	TOTAL
NORTH HARDIN TROJANS	23	17	9	22	0	0	0	0	71
GRAYSON COUNTY COUGARS	16	19	16	14	0	0	0	0	65

KHSAA BASKETBALL - PLAY BY PLAY REPORT - PERIOD: 1 (PG 1)
 GRAYSON COUNTY COUGARS VS. NORTH HARDIN TROJANS
 DATE: 03/15/2001 TIME: 3:00 PM SITE: KHSAA BOYS' SWEET 16-RUPP ARENA ATTENDANCE:

##	NAME	ACTION	ACTION	SCORE	CLOCK	DIFF	##	NAME	ACTION	ACTION
2	C LOGSDON	START GAME					4	C BURTON	START GAME	
3	C GAITHER	START GAME					23	Q SMITH	START GAME	
22	N CRAWFORD	START GAME					35	A WOODSON	START GAME	
32	S CAMPBELL	START GAME					40	J SYKES	START GAME	
44	J GAITHER	START GAME					45	M DEMASTERS	START GAME	
44	J GAITHER	JUMP BALL WIN			1	7:58	45	M DEMASTERS	JUMP BALL LOSS	
44	J GAITHER	FG ATTEMPT	2 C LOGSDON OFF REB		1	7:43				
2	C LOGSDON	PUTBACK ATT			1	7:41	45	M DEMASTERS	DEF REBOUND	
32	S CAMPBELL	DEF REBOUND			1	7:31	23	Q SMITH	FG ATTEMPT	
3	C GAITHER	FG MADE		2-0	1	7:19 +2				
3	C GAITHER	TURNOVER		2-3	1	6:57 -1 (L1)	4	C BURTON	3PT MADE	
					1	6:49				
					1	6:46	23	Q SMITH	STEAL	
					1	6:45	23	Q SMITH	TURNOVER	
					1	6:44				
3	C GAITHER	STEAL			1	6:40				
3	C GAITHER	OFFENSIVE FOUL			1	6:40				
3	C GAITHER	TURNOVER			1	6:40				
					1	6:40	45	M DEMASTERS	CHARGE TAKEN	
				2-5	1	6:24 -3	45	M DEMASTERS	FG MADE	35 A WOODSON ASSIST
44	J GAITHER	FG ATTEMPT	22 N CRAWFORD OFF REB		1	6:03				
22	N CRAWFORD	PUTBACK MADE		4-5	1	6:01 -1				
2	C LOGSDON	DEF REBOUND			1	5:46	4	C BURTON	3PT ATTEMPT	
44	J GAITHER	LAYUP MADE	3 C GAITHER ASSIST	6-5	1	5:37 +1 (L2)				
					1	5:30	35	A WOODSON	FG ATTEMPT	TROJANS OFF REB
					1	5:17 -1 (L3)	40	J SYKES	FG MADE	35 A WOODSON ASSIST
32	S CAMPBELL	3PT ATTEMPT	32 S CAMPBELL OFF REB		1	4:54				
2	C LOGSDON	FG ATTEMPT			1	4:46	45	M DEMASTERS	BLOCK	45 M DEMASTERS DEF REB
				6-10	1	4:35 -4	35	A WOODSON	3PT MADE	4 C BURTON ASSIST
					1	4:11				
22	N CRAWFORD	FG ATTEMPT	3 C GAITHER OFF REB		1	4:09				
3	C GAITHER	PUTBACK ATT	COUGARS OFF REB		1	4:05				
3	C GAITHER	3PT ATTEMPT	2 C LOGSDON OFF REB		1	4:05				
44	J GAITHER	FG MADE	2 C LOGSDON ASSIST	8-10	1	3:58 -2				
					1	3:38 -4	40	J SYKES	FG MADE	
44	J GAITHER	FG MADE	32 S CAMPBELL ASSIST	10-12	1	3:19 -2				
32	S CAMPBELL	DEF REBOUND			1	3:08				
3	C GAITHER	TURNOVER	(TRAVELING)		1	3:02	4	C BURTON	FG ATTEMPT	
					1	3:02	4	C BURTON	LEAVE GAME	
					1	3:02	35	A WOODSON	LEAVE GAME	
					1	3:02	3	L FOX	ENTER GAME	FOR 45 M DEMASTERS
					1	3:02	21	J MASCHEK	ENTER GAME	
					1	3:02	55	E KING	ENTER GAME	
					1	3:02	23	Q SMITH	3PT MADE	
				10-15	1	2:44 -5				
2	C LOGSDON	TURNOVER	(BAD PASS)		1	2:32				
					1	2:29	23	Q SMITH	STEAL	
					1	2:28 -7	23	Q SMITH	LAYUP MADE	
					1	2:25				
COUGARS	20 SEC TIME OUT				1	2:25				
22	N CRAWFORD	LAYUP MADE	32 S CAMPBELL ASSIST	12-17	1	2:16 -5				
2	C LOGSDON	DEF REBOUND			1	2:08	21	J MASCHEK	3PT ATTEMPT	
					1	2:01	40	J SYKES	PERSONAL FOUL	
					1	2:01				
24	K ESCUE	ENTER GAME	FOR 22 N CRAWFORD		1	2:01				
3	C GAITHER	TURNOVER	(BAD PASS)		1	1:54				
					1	1:51	3	L FOX	LAYUP ATT	21 J MASCHEK OFF REB
				12-19	1	1:49 -7	21	J MASCHEK	PUTBACK MADE	
44	J GAITHER	FG ATTEMPT			1	1:20	55	E KING	DEF REBOUND	
					1	1:13 -9	23	Q SMITH	LAYUP MADE	
3	C GAITHER	LAYUP MADE			1	0:58 -7				
					1	0:50 -9	3	L FOX	FG MADE	
24	K ESCUE	FG MADE	3 C GAITHER ASSIST	16-23	1	0:22 -7				
					1	0:04	23	Q SMITH	3PT ATTEMPT	21 J MASCHEK OFF REB

END OF PERIOD SUMMARY COUGARS 16 TROJANS 23

LARGEST LEAD: COUGARS 12 TROJANS 21 (9 PTS)
 LEAD IN PERIOD: COUGARS 12 TROJANS 21 (9 PTS)

5 FOR 9 OPPO PTS
 6 FOR 4 PTS
 8/17 FOR 47.1 %
 0/0 FOR 0.00 %

1 TURNOVERS
 2ND CHANCES
 FIELD GOALS
 FREE THROWS

LEAD CHANGES: 3 TIES: 0
 LEAD CHANGES: 3 TIES: 0 (THIS PERIOD)
 1 FOR 0 OPPO PTS
 3 FOR 2 PTS
 10/17 FOR 58.8 %
 0/0 FOR 0.00 %

KHSAA BASKETBALL - PLAY BY PLAY REPORT - PERIOD: 2 (PG 1)
 GRAYSON COUNTY COUGARS VS. NORTH HARDIN TROJANS
 DATE: 03/15/2001 TIME: 3:00 PM SITE: KHSAA BOYS' SWEET 16-RUPP ARENA ATTENDANCE:

##	NAME	ACTION	ACTION	SCORE	CLOCK	DIFF	##	NAME	ACTION	ACTION
22	N CRAWFORD	ENTER GAME	FOR 44 J GAITHER		2 8:00					
					2 8:00		45	M DEMASTERS	ENTER GAME	FOR 55 E KING
					2 8:00		4	C BURTON	ENTER GAME	FOR 3 L FOX
					2 8:00		35	A WOODSON	ENTER GAME	FOR 21 J MASCHEK
32	S CAMPBELL	TURNOVER	(BAD PASS)		2 7:49					
				16-25	2 7:45		23	Q SMITH	STEAL	
					2 7:43	-9	23	Q SMITH	LAYUP MADE	
					2 7:33		21	J MASCHEK	ENTER GAME	FOR 40 J SYKES
3	C GAITHER	FG MADE		18-25	2 7:29	-7				
32	S CAMPBELL	DEF REBOUND			2 7:15		23	Q SMITH	3PT ATTEMPT	
22	N CRAWFORD	FG ATTEMPT	2 C LOGSDON OFF REB		2 7:04		45	M DEMASTERS	BLOCK	
2	C LOGSDON	TURNOVER	(BAD PASS)		2 6:59					
				18-27	2 6:55	-9	23	Q SMITH	LAYUP MADE	
24	K ESCUE	FG ATTEMPT	24 K ESCUE OFF REB		2 6:36					
24	K ESCUE	PUTBACK ATT			2 6:34		45	M DEMASTERS	BLOCK	45 M DEMASTERS DEF REB
22	N CRAWFORD	DEF REBOUND			2 6:24		35	A WOODSON	3PT ATTEMPT	
3	C GAITHER	3PT ATTEMPT			2 6:12		35	A WOODSON	DEF REBOUND	
					2 6:05		4	C BURTON	TURNOVER	(TRAVELING)
					2 6:05					
2	C LOGSDON	LEAVE GAME			2 6:05					
44	J GAITHER	ENTER GAME	FOR 24 K ESCUE		2 6:05					
20	A DECKER	ENTER GAME			2 6:05					
32	S CAMPBELL	3PT MADE	3 C GAITHER ASSIST	21-27	2 5:51	-6				
32	S CAMPBELL	COUGARS			2 5:42		35	A WOODSON	FG ATTEMPT	
					2 5:39		40	J SYKES	ENTER GAME	FOR 21 J MASCHEK
44	J GAITHER	FG MADE		23-27	2 5:28	-4				
				23-30	2 5:17	-7	4	C BURTON	3PT MADE	23 Q SMITH ASSIST
32	S CAMPBELL	LAYUP MADE		25-30	2 5:01	-5				
					2 4:53		45	M DEMASTERS	TURNOVER	(TRAVELING)
11	B LANGDON	ENTER GAME	FOR 32 S CAMPBELL		2 4:53					
					2 4:53		4	C BURTON	LEAVE GAME	
					2 4:53		3	L FOX	ENTER GAME	FOR 45 M DEMASTERS
					2 4:53		55	E KING	ENTER GAME	
					2 4:38		23	Q SMITH	PERSONAL FOUL	
3	C GAITHER	FG MADE		27-30	2 4:28	-3				
					2 3:56		55	E KING	FG ATTEMPT	TROJANS OFF REB
					2 3:51		35	A WOODSON	TURNOVER	(FUMBLE)
20	A DECKER	FG MADE	3 C GAITHER ASSIST	29-30	2 3:31	-1				
				29-32	2 3:20	-3	35	A WOODSON	FG MADE	
11	B LANGDON	FG ATTEMPT			2 2:55		23	Q SMITH	DEF REBOUND	
44	J GAITHER	BLOCK	44 J GAITHER DEF REB		2 2:50		35	A WOODSON	FG ATTEMPT	
3	C GAITHER	FG MADE		31-32	2 2:32	-1				
				31-34	2 2:18	-3	3	L FOX	FG MADE	
44	J GAITHER	FG MADE	11 B LANGDON ASSIST	33-34	2 2:04	-1				
				33-36	2 1:40	-3	55	E KING	FG MADE	35 A WOODSON ASSIST
					2 1:04		55	E KING	PERSONAL FOUL	
22	N CRAWFORD	LEAVE GAME			2 1:04					
11	B LANGDON	LEAVE GAME			2 1:04					
2	C LOGSDON	ENTER GAME	FOR 20 A DECKER		2 1:04					
32	S CAMPBELL	ENTER GAME			2 1:04					
24	K ESCUE	ENTER GAME			2 1:04					
					2 1:04		35	A WOODSON	LEAVE GAME	
					2 1:04		3	L FOX	LEAVE GAME	
					2 1:04		4	C BURTON	ENTER GAME	FOR 55 E KING
					2 1:04		45	M DEMASTERS	ENTER GAME	
44	J GAITHER	FT MADE		34-36	2 1:04	-2	21	J MASCHEK	ENTER GAME	
44	J GAITHER	FT MADE		35-36	2 1:04	-1				
					2 1:04					
				35-38	2 0:40	-3	4	C BURTON	FG MADE	
3	C GAITHER	3PT ATTEMPT			2 0:22		21	J MASCHEK	DEF REBOUND	
				35-40	2 0:02	-5	21	J MASCHEK	FG MADE	

END OF PERIOD SUMMARY COUGARS 35 TROJANS 21

LARGEST LEAD: COUGARS 12 TROJANS 21 (9 PTS)
 LEAD IN PERIOD: COUGARS 16 TROJANS 25 (9 PTS)
 2 FOR 4 OPPO PTS
 2 FOR 0 PTS
 8/14 FOR 57.1 %
 2/2 FOR 100 %

TURNOVERS
 2ND CHANCES
 FIELD GOALS
 FREE THROWS

LEAD CHANGES: 3 TIES: 0
 CHANGES: 0 TIES: 0 (THIS PERIOD)
 1 FOR 7 OPPO PTS
 1 FOR 0 PTS
 8/13 FOR 61.5 %
 0/0 FOR 0.00 %

KHSAA BASKETBALL - GAME BOX SCORE

GRAYSON COUNTY COUGARS VS. NORTH HARDIN TROJANS

DATE: 03/15/2001 TIME: 3:00 PM SITE: KHSAA BOYS' SWEET 16-RUPP ARENA ATTENDANCE: UNKNOWN

VISITORS: NORTH HARDIN TROJANS

NO	NAME	P	FG	3 Pt	FT	PTS	ORB	DRB	TR	PF	AST	TO	BS	ST	MIN
1	* CEDRIC BURTON		3/5	2/3	0/0	8	0	0	0	0	1	1	0	0	9:09
12	* QUINTON SMITH		5/8	1/3	0/0	11	0	1	1	1	1	1	0	3	16:00
21	* ANDRE' WOODSON		2/6	1/2	0/0	5	0	1	1	0	3	1	0	0	11:54
23	* JARIUS SYKES		2/2	0/0	0/0	4	0	0	0	1	0	0	0	0	14:06
33	* MATT DEMASTERS		1/1	0/0	0/0	2	0	3	3	0	0	1	3	0	9:09
34	LARRY FOX		2/3	0/0	0/0	4	0	0	0	0	0	0	0	0	6:51
35	K.B. FULKS		0/0	0/0	0/0	0	0	0	0	0	0	0	0	0	DNP
36	ZACH EMDEE		0/0	0/0	0/0	0	0	0	0	0	0	0	0	0	DNP
37	JASON MASCHKE		2/3	0/1	0/0	4	2	1	3	0	0	0	0	0	6:00
38	ERIC WILLIAMS		0/0	0/0	0/0	0	0	0	0	0	0	0	0	0	DNP
39	JEFF OUSLEY		0/0	0/0	0/0	0	0	0	0	0	0	0	0	0	DNP
40	LAMONTE' BROWN		0/0	0/0	0/0	0	0	0	0	0	0	0	0	0	DNP
41	ERIC KING		1/2	0/0	0/0	2	0	1	1	1	0	0	0	0	6:51
42	MAURICE SANDERS		0/0	0/0	0/0	0	0	0	0	0	0	0	0	0	DNP
43	ERIC JOHNSON		0/0	0/0	0/0	0	0	0	0	0	0	0	0	0	DNP
	TEAM						2	0	2						
	TOTALS		18/30	4/9	0/0	40	4	7	11	3	5	4	3	3	80

TOTAL FG	1ST HALF	18/30	60.0%	2ND HALF	0/0	0.00%	GAME	18/30	60.0%
3 PT FG	1ST HALF	4/9	44.4%	2ND HALF	0/0	0.00%	GAME	4/9	44.4%
FREE THROWS	1ST HALF	0/0	0.00%	2ND HALF	0/0	0.00%	GAME	0/0	0.00%

HOME: GRAYSON COUNTY COUGARS

NO	NAME	P	FG	3 Pt	FT	PTS	ORB	DRB	TR	PF	AST	TO	BS	ST	MIN
2	* CHAD LOGSDON		0/2	0/0	0/0	0	3	2	5	0	1	2	0	0	10:59
3	* CHRIS GAITHER		5/9	0/3	0/0	10	1	0	1	1	4	4	0	1	16:00
11	* NICK CRAWFORD		2/4	0/0	0/0	4	1	1	2	0	0	0	0	0	12:55
27	* SHAUN CAMPBELL		2/3	1/2	0/0	5	1	3	4	0	2	1	0	0	12:11
40	* JAMES GAITHER		5/8	0/0	2/2	12	0	1	1	0	0	0	1	0	14:05
41	BRYAN LANGDON		0/1	0/0	0/0	0	0	0	0	0	1	0	0	0	3:49
42	KYLE CANNON		0/0	0/0	0/0	0	0	0	0	0	0	0	0	0	DNP
21	ADAM DECKER		1/1	0/0	0/0	2	0	0	0	0	0	0	0	0	5:01
22	KENT COOPER		0/0	0/0	0/0	0	0	0	0	0	0	0	0	0	DNP
23	KEITH ESCUE		1/3	0/0	0/0	2	1	0	1	0	0	0	0	0	5:00
24	JOSH BASHAM		0/0	0/0	0/0	0	0	0	0	0	0	0	0	0	DNP
25	WILL MARSHALL		0/0	0/0	0/0	0	0	0	0	0	0	0	0	0	DNP
34	ISAAC MILLER		0/0	0/0	0/0	0	0	0	0	0	0	0	0	0	DNP
35	ROBERT SKAGGS		0/0	0/0	0/0	0	0	0	0	0	0	0	0	0	DNP
36	DANNY WILLIS		0/0	0/0	0/0	0	0	0	0	0	0	0	0	0	DNP
	TEAM						1	1	2						
	TOTALS		16/31	1/5	2/2	35	8	8	16	1	8	7	1	1	80

TOTAL FG	1ST HALF	16/31	51.6%	2ND HALF	0/0	0.00%	GAME	16/31	51.6%
3 PT FG	1ST HALF	1/5	20.0%	2ND HALF	0/0	0.00%	GAME	1/5	20.0%
FREE THROWS	1ST HALF	2/2	100%	2ND HALF	0/0	0.00%	GAME	2/2	100%

FREE THROW PTS	NOR	0	GRA	2	3PT POINTS	NOR	12	GRA	3	PTS/POSSESSION	NOR	1.08	GRA	0.85
PTS OFF TURNOVERS	13	7	2ND CHANCE POINTS	2	4	PTS OFF BENCH	10	4						
TOTAL REBOUNDS	11	16	TEAM REBOUNDS	2	2	DEAD BALL REB	0	0						
OFF REBOUND %	33.3	53.3	DEF REBOUND %	46.7	66.7	TOTAL REBOUND %	40.7	59.3						

TECHNICAL FOULS NOR NONE
GRA NONE

OFFICIALS JOHN CHAMBERLAIN, RICK CHASTEEN, DALE CONN

	QTR 1	QTR 2	QTR 3	QTR 4	OT 1	OT 2	OT 3	OT 4	TOTAL
NORTH HARDIN TROJANS	23	17	0	0	0	0	0	0	40
GRAYSON COUNTY COUGARS	16	19	0	0	0	0	0	0	35

##	NAME	ACTION	ACTION	SCORE	CLOCK	DIFF	##	NAME	ACTION	ACTION
2	C LOGSDON	LEAVE GAME			3 8:00					
3	C GAITHER	LEAVE GAME			3 8:00					
5	S CAMPBELL	LEAVE GAME			3 8:00					
4	J GAITHER	LEAVE GAME			3 8:00					
2	K ESCUE	LEAVE GAME			3 8:00					
					3 8:00		4	C BURTON	LEAVE GAME	
					3 8:00		23	Q SMITH	LEAVE GAME	
					3 8:00		40	J SYKES	LEAVE GAME	
					3 8:00		45	M DEMASTERS	LEAVE GAME	
					3 8:00		21	J MASCHKE	LEAVE GAME	
4	J GAITHER	ENTER GAME			3 8:00					
2	N CRAWFORD	ENTER GAME			3 8:00					
2	C LOGSDON	ENTER GAME			3 8:00					
5	S CAMPBELL	ENTER GAME			3 8:00					
					3 8:00					
					3 8:00		22	E WILLIAMS	ENTER GAME	
					3 8:00		40	J SYKES	ENTER GAME	
					3 8:00		4	C BURTON	ENTER GAME	
					3 8:00		23	Q SMITH	ENTER GAME	
					3 8:00		35	A WOODSON	ENTER GAME	FOR 22 E WILLIAMS
					3 8:00		45	M DEMASTERS	ENTER GAME	
					3 7:53		23	Q SMITH	3PT ATTEMPT	4 C BURTON OFF REB
4	J GAITHER	DEF REBOUND			3 7:46		35	A WOODSON	FG ATTEMPT	
2	N CRAWFORD	FT MADE		36-40	3 7:25	-4	35	A WOODSON	PERSONAL FOUL	
2	N CRAWFORD	FT MADE		37-40	3 7:25	-3				
2	N CRAWFORD	DEF REBOUND			3 7:14		23	Q SMITH	FG ATTEMPT	
2	C LOGSDON	FG ATTEMPT			3 6:45		35	A WOODSON	DEF REBOUND	
4	J GAITHER	DEF REBOUND			3 6:35		35	A WOODSON	FG ATTEMPT	
5	S CAMPBELL	TURNOVER	(BAD PASS)		3 6:22					
					3 6:22		21	J MASCHKE	ENTER GAME	FOR 35 A WOODSON
					3 6:07		23	Q SMITH	FG ATTEMPT	23 Q SMITH OFF REB
					3 6:03		4	C BURTON	3PT ATTEMPT	45 M DEMASTERS OFF REB
					3 6:01		45	M DEMASTERS	PUTBACK ATT	45 M DEMASTERS OFF REB
					3 6:01					
					3 5:59		23	Q SMITH	FG ATTEMPT	45 M DEMASTERS OFF REB
					3 5:55		45	M DEMASTERS	PUTBACK ATT	TROJANS OFF REB
					3 5:52		23	Q SMITH	FG ATTEMPT	21 J MASCHKE OFF REB
3	S CAMPBELL	DEF REBOUND			3 5:48		21	J MASCHKE	PUTBACK ATT	
2	N CRAWFORD	FG MADE	3 C GAITHER ASSIST	39-40	3 5:38	-1				
					3 5:18		4	C BURTON	FG ATTEMPT	21 J MASCHKE OFF REB
4	J GAITHER	DEF REBOUND			3 5:15		21	J MASCHKE	PUTBACK ATT	
					3 5:03		45	M DEMASTERS	PERSONAL FOUL	
					3 5:03					20 SEC TIME OUT
3	S CAMPBELL	FT MADE		40-40	3 5:03	(T1)				
5	S CAMPBELL	FT MADE		41-40	3 5:03	+1 (L4)				
					3 4:55		4	C BURTON	3PT ATTEMPT	23 Q SMITH OFF REB
					3 4:49		4	C BURTON	TURNOVER	(BAD PASS)
					3 4:49					
3	C GAITHER	STEAL			3 4:49		21	J MASCHKE	BLOCK	23 Q SMITH DEF REB
4	J GAITHER	FG ATTEMPT			3 4:43		45	M DEMASTERS	FG ATTEMPT	
2	C LOGSDON	DEF REBOUND			3 4:27		45	M DEMASTERS	DEF REBOUND	
3	S CAMPBELL	LAYUP ATT			3 4:10		23	Q SMITH	LAYUP MADE	
					3 3:56	-1 (L5)				
2	N CRAWFORD	FG MADE		41-42	3 3:34	+1 (L6)	23	Q SMITH	FG ATTEMPT	40 J SYKES OFF REB
				43-42	3 3:16					
4	J GAITHER	PERSONAL FOUL			3 3:16		3	L FOX	ENTER GAME	FOR 4 C BURTON
					3 3:16		55	E KING	ENTER GAME	FOR 45 M DEMASTERS
3	C GAITHER	DEF REBOUND			3 3:07		21	J MASCHKE	3PT ATTEMPT	
					3 3:03		35	A WOODSON	ENTER GAME	FOR 40 J SYKES
5	S CAMPBELL	TURNOVER	(BAD PASS)		3 3:02					
2	A DECKER	ENTER GAME	FOR 22 N CRAWFORD		3 3:02					
					3 2:52		21	J MASCHKE	3PT ATTEMPT	35 A WOODSON OFF REB
2	C LOGSDON	PERSONAL FOUL		43-43	3 2:51	(T2)	35	A WOODSON	FT MADE	
4	J GAITHER	DEF REBOUND			3 2:51		35	A WOODSON	FT ATTEMPT	
4	J GAITHER	FG ATTEMPT	3 C GAITHER OFF REB		3 2:31					
5	S CAMPBELL	PUTBACK MADE		45-43	3 2:30	+2				
					3 1:50		23	Q SMITH	OFFENSIVE FOUL	
					3 1:50		23	Q SMITH	TURNOVER	
3	S CAMPBELL	CHARGE TAKEN			3 1:50					
2	N CRAWFORD	ENTER GAME	FOR 20 A DECKER		3 1:50					
					3 1:50		21	J MASCHKE	LEAVE GAME	
					3 1:50		4	C BURTON	ENTER GAME	FOR 55 E KING
					3 1:50		40	J SYKES	ENTER GAME	
2	C LOGSDON	FG ATTEMPT	44 J GAITHER OFF REB		3 1:38					
4	J GAITHER	PUTBACK MADE		47-43	3 1:35	+4				
4	J GAITHER	PERSONAL FOUL			3 1:25					
					3 1:25		45	M DEMASTERS	ENTER GAME	FOR 35 A WOODSON
					3 1:25	+3	3	L FOX	FT MADE	
					3 1:25	+2	3	L FOX	FT MADE	
3	C GAITHER	FG ATTEMPT	COUGARS OFF REB		3 1:19		45	M DEMASTERS	BLOCK	
					3 1:04		3	L FOX	PERSONAL FOUL	
2	K ESCUE	ENTER GAME	FOR 44 J GAITHER		3 1:04					
3	C GAITHER	FT MADE		48-45	3 1:04	+3				
3	C GAITHER	FT MADE		49-45	3 1:04	+4				
					3 0:44	+2	3	L FOX	FG MADE	
3	S CAMPBELL	FG MADE		51-47	3 0:31	+4				
					51-49	3 0:03	+2	3	L FOX	FG MADE

END OF PERIOD SUMMARY COUGARS 51 TROJANS 49

LARGEST LEAD: COUGARS 12 TROJANS 21 (9 PTS)
 LEAD IN PERIOD: COUGARS 35 TROJANS 40 (5 PTS)
 2 FOR 1 OPPO PTS
 3 FOR 4 PTS
 5/11 FOR 45.5 %
 6/6 FOR 100 %

TURNOVERS
 2ND CHANCES
 FIELD GOALS
 FREE THROWS

LEAD CHANGES: 6 TIES: 2
 LEAD CHANGES: 2 TIES: 2 (THIS PERIOD)
 2 FOR 2 OPPO PTS
 11 FOR 1 PTS
 3/21 FOR 14.3 %
 3/4 FOR 75.0 %

KHSAA BASKETBALL - PLAY BY PLAY REPORT - PERIOD: 4 (PG 1)
 GRAYSON COUNTY COUGARS VS. NORTH HARDIN TROJANS
 DATE: 03/15/2001 TIME: 3:00 PM SITE: KHSAA BOYS' SWEET 16-RUPP ARENA ATTENDANCE: 14220

##	NAME	ACTION	ACTION	SCORE	CLOCK	DIFF	##	NAME	ACTION	ACTION
44	J GAITHER	ENTER GAME	FOR 24 K ESCUE		4 8:00					
2	C LOGSDON	FG ATTEMPT			4 7:41			TROJANS	DEF REBOUND	(DEAD BALL REB)
22	N CRAWFORD	PERSONAL FOUL			4 7:41					
				51-51	4 7:33 (T3)		23	Q SMITH	FG MADE	
44	J GAITHER	FG ATTEMPT			4 7:18		23	Q SMITH	DEF REBOUND	
				51-54	4 7:08 -3 (L7)		4	C BURTON	3PT MADE	23 Q SMITH ASSIST
2	C LOGSDON	3PT MADE	3 C GAITHER ASSIST	54-54	4 6:51 (T4)					
				54-56	4 6:30 -2		23	Q SMITH	FG MADE	
2	C LOGSDON	3PT ATTEMPT			4 6:12		45	M DEMASTERS	DEF REBOUND	
				54-58	4 5:48 -4		40	J SYKES	FG MADE	4 C BURTON ASSIST
	COUGARS	TIME OUT			4 5:31					
3	C GAITHER	FG MADE		56-58	4 5:19 -2					
3	C GAITHER	DEF REBOUND			4 5:07		3	L FOX	3PT ATTEMPT	
3	C GAITHER	FG ATTEMPT			4 4:58		40	J SYKES	DEF REBOUND	
				56-60	4 4:41 -4		23	Q SMITH	FG MADE	
44	J GAITHER	FG ATTEMPT	22 N CRAWFORD OFF REB		4 4:29					
22	N CRAWFORD	PUTBACK ATT			4 4:27		45	M DEMASTERS	BLOCK	45 M DEMASTERS DEF REB
22	N CRAWFORD	PERSONAL FOUL			4 4:22					
				56-62	4 4:05 -6		45	M DEMASTERS	FG MADE	40 J SYKES ASSIST
3	C GAITHER	FT MADE		57-62	4 3:51 -5		45	M DEMASTERS	PERSONAL FOUL	
3	C GAITHER	FT ATTEMPT			4 3:51		40	J SYKES	DEF REBOUND	
				57-64	4 3:33 -7		3	L FOX	FG MADE	
2	N CRAWFORD	FG MADE	2 C LOGSDON ASSIST	59-64	4 3:09 -5					
					4 3:09		4	C BURTON	PERSONAL FOUL	
					4 3:00					
22	N CRAWFORD	FG MADE	3 C GAITHER ASSIST	61-64	4 2:58 -3					
3	C GAITHER	PERSONAL FOUL		61-65	4 2:46 -4		3	L FOX	FT MADE	
				61-66	4 2:46 -5		3	L FOX	FT MADE	
3	C GAITHER	TURNOVER			4 2:36					
					4 2:34		3	L FOX	STEAL	
44	J GAITHER	PERSONAL FOUL			4 2:33					
	COUGARS	TIME OUT			4 2:33					
				61-67	4 2:33 -6		3	L FOX	FT ATTEMPT	TROJANS DEADBALL REB
2	N CRAWFORD	FG ATTEMPT	3 C GAITHER OFF REB		4 2:19		3	L FOX	FT MADE	
3	C GAITHER	PUTBACK MADE		63-67	4 2:18 -4					
44	J GAITHER	PERSONAL FOUL		63-68	4 1:44 -5		3	L FOX	FT MADE	
				63-69	4 1:44 -6		3	L FOX	FT MADE	
44	J GAITHER	FG ATTEMPT			4 1:34		45	M DEMASTERS	DEF REBOUND	
					4 1:15		4	C BURTON	TURNOVER	
3	C GAITHER	STEAL			4 1:14					
32	S CAMPBELL	FG ATTEMPT	44 J GAITHER OFF REB		4 1:09					
44	J GAITHER	FT MADE		64-69	4 1:07 -5		4	C BURTON	PERSONAL FOUL	
44	J GAITHER	FT MADE		65-69	4 1:07 -4					
44	J GAITHER	DEF REBOUND			4 0:48		4	C BURTON	LAYUP ATT	
3	C GAITHER	FG ATTEMPT	3 C GAITHER OFF REB		4 0:40					
3	C GAITHER	PUTBACK ATT			4 0:37		TROJANS	DEF REBOUND		
					4 0:30		3	L FOX	TURNOVER	
3	C GAITHER	STEAL			4 0:30					
44	J GAITHER	FG ATTEMPT			4 0:17		45	M DEMASTERS	DEF REBOUND	
3	C GAITHER	BLOCK	44 J GAITHER DEF REB		4 0:10		4	C BURTON	LAYUP ATT	
44	J GAITHER	TURNOVER			4 0:06					
					4 0:06		3	L FOX	STEAL	
					4 0:06		TROJANS	TIME OUT		
3	C GAITHER	PERSONAL FOUL			4 0:01					
				65-70	4 0:01 -5		TROJANS	TIME OUT		
				65-71	4 0:01 -6		4	C BURTON	FT MADE	
					4 0:01 -6		4	C BURTON	FT MADE	

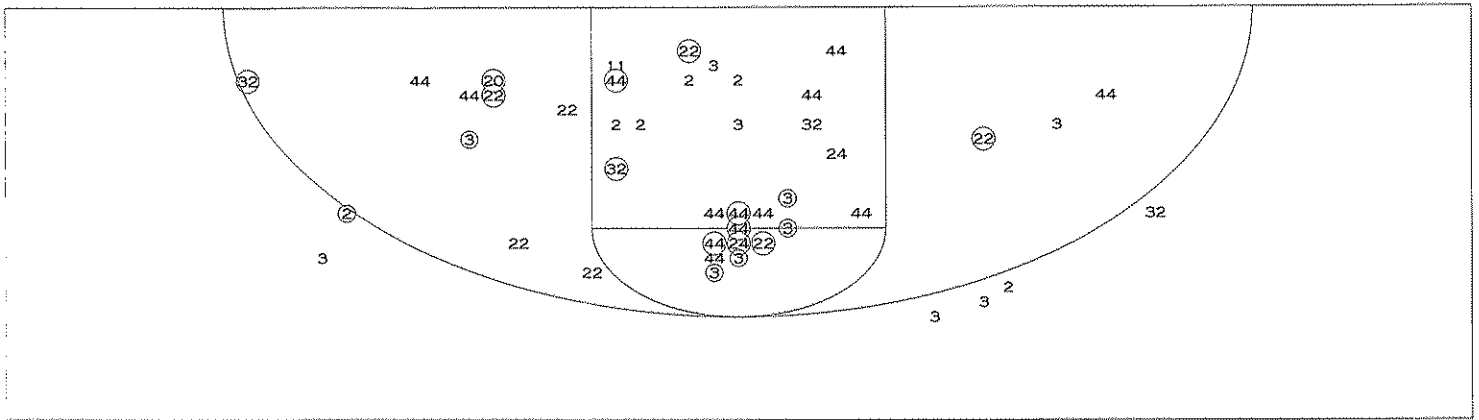
END OF PERIOD SUMMARY COUGARS 65 TROJANS 71

LARGEST LEAD: COUGARS 12 TROJANS 21 (9 PTS)
 LEAD IN PERIOD: COUGARS 57 TROJANS 64 (7 PTS)
 2 FOR 3 OPPO PTS
 4 FOR 4 PTS
 5/17 FOR 29.4 %
 3/4 FOR 75.0 %

TURNOVERS
 2ND CHANCES
 FIELD GOALS
 FREE THROWS

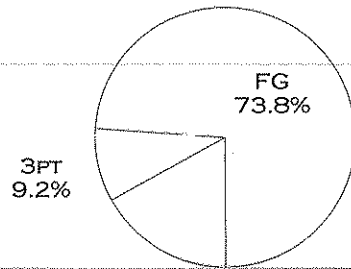
LEAD CHANGES: 7 TIES: 4
 LEAD CHANGES: 0 TIES: 2 (THIS PERIOD)
 2 FOR 2 OPPO PTS
 0 FOR 0 PTS
 7/10 FOR 70.0 %
 7/8 FOR 87.5 %

KHSAA BASKETBALL - TEAM SHOT CHART FOR THE COUGARS
 GRAYSON COUNTY COUGARS VS. NORTH HARDIN TROJANS
 DATE: 03/15/2001 TIME: 3:00 PM SITE: KHSAA BOYS' SWEET 16-RUPP ARENA

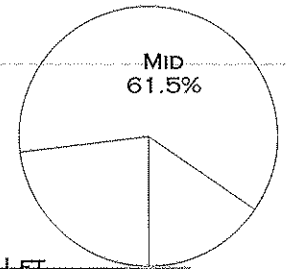


SHOT SUMMARY	M/A	%	PTS
3PT FG	2/7	28.6%	6
2PT FG	24/52	46.2%	48
LAYUPS - L	1/2	50.0%	2
LAYUPS - R	3/3	100.0%	6
DUNKS	0/0	0.0%	0
PUTBACKS	4/9	44.4%	8
OVERALL SHOOTING	26/59	44.1%	54
FREE THROWS	11/12	91.7%	11
TOTAL POINTS			65

SCORING DISTRIBUTION




SCORING LOCATIONS

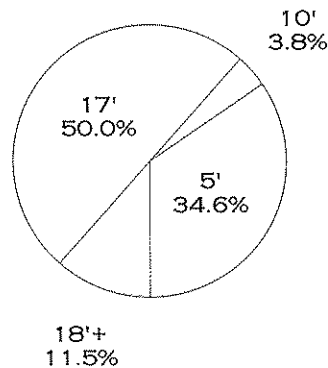


BY PERIOD	FG	FGA	FG%	3PT	3PA	3P%	FT	FTA	FT%	PTS	ORB	DRB	TR	PF	AST	TO	BS	P/S	RGT	
1ST PERIOD	8	17	47.1	0	2	0.00	0	0	0.00	16	6	4	10	1	5	5	0	1	0.94	15.4%
2ND PERIOD	8	14	57.1	1	3	33.3	2	2	100	19	2	4	6	0	3	2	1	0	1.27	
3RD PERIOD	5	11	45.5	0	0	0.00	6	6	100	16	3	8	11	4	1	2	0	1	1.14	
4TH PERIOD	5	17	29.4	1	2	50.0	3	4	75.0	14	4	3	7	6	3	2	1	2	0.74	
GAME	26	59	44.1	2	7	28.6	11	12	91.7	65	15	19	34	11	12	11	2	4	1.00	

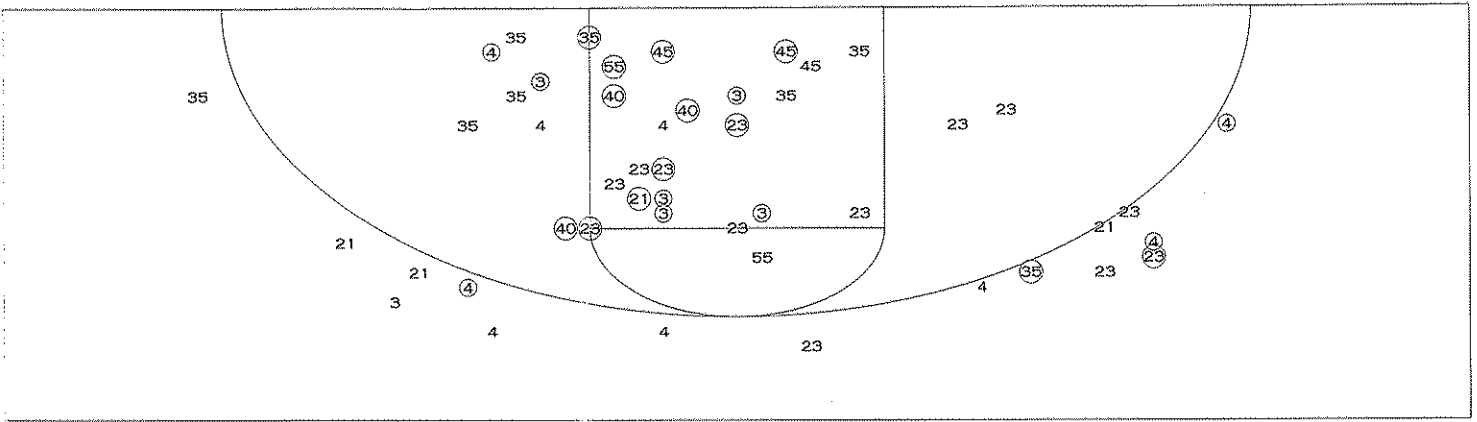
SCORING BREAKDOWN



SCORING RANGE

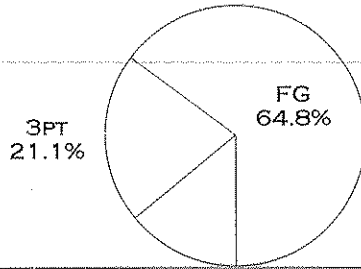


KHSAA BASKETBALL - TEAM SHOT CHART FOR THE TROJANS
 GRAYSON COUNTY COUGARS VS. NORTH HARDIN TROJANS
 DATE: 03/15/2001 TIME: 3:00 PM SITE: KHSAA BOYS' SWEET 16-RUPP ARENA

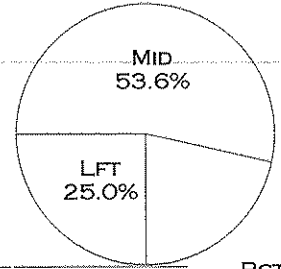


SHOT SUMMARY	M/A	%	PTS
3PT FG	5/16	31.3%	15
2PT FG	23/45	51.1%	46
LAYUPS - L	3/6	50.0%	6
LAYUPS - R	2/2	100.0%	4
DUNKS	0/0	0.0%	0
PUTBACKS	1/5	20.0%	2
OVERALL SHOOTING	28/61	45.9%	61
FREE THROWS	10/12	83.3%	10
TOTAL POINTS			71

SCORING DISTRIBUTION




SCORING LOCATIONS

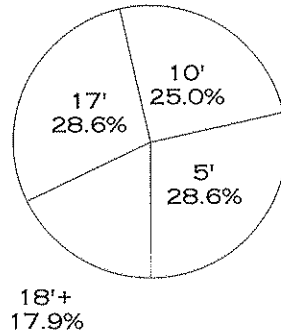


BY PERIOD	FG	FGA	FG%	3PT	3PA	3P%	FT	FTA	FT%	PTS	ORB	DRB	TR	PF	AST	TO	BS	ST	P/S
1ST PERIOD	10	17	58.8	3	6	50.0	0	0	0.0	23	3	3	6	1	3	1	1	2	1.35
2ND PERIOD	8	13	61.5	1	3	33.3	0	0	0.0	17	1	4	5	2	2	3	2	1	1.31
3RD PERIOD	3	21	14.3	0	5	0.0	3	4	75.0	9	11	3	14	4	0	2	2	0	0.39
4TH PERIOD	7	10	70.0	1	2	50.0	7	8	87.5	22	0	8	8	3	3	2	1	2	1.57
GAME	28	61	45.9	5	16	31.3	10	12	83.3	71	15	18	33	10	8	8	6	5	1.06

SCORING BREAKDOWN



SCORING RANGE



##	NAME	ACTION	ACTION	SCORE	CLOCK	DIFF	##	NAME	ACTION	ACTION
2	C LOGSDON	LEAVE GAME			3 8:00					
3	C GAITHER	LEAVE GAME			3 8:00					
32	S CAMPBELL	LEAVE GAME			3 8:00					
44	J GAITHER	LEAVE GAME			3 8:00					
24	K ESCUE	LEAVE GAME			3 8:00					
					3 8:00		4	C BURTON	LEAVE GAME	
					3 8:00		23	Q SMITH	LEAVE GAME	
					3 8:00		40	J SYKES	LEAVE GAME	
					3 8:00		45	M DEMASTERS	LEAVE GAME	
					3 8:00		21	J MASCHEK	LEAVE GAME	
					3 8:00					
44	J GAITHER	ENTER GAME			3 8:00					
22	N CRAWFORD	ENTER GAME			3 8:00					
2	C LOGSDON	ENTER GAME			3 8:00					
3	C GAITHER	ENTER GAME			3 8:00					
32	S CAMPBELL	ENTER GAME			3 8:00					
					3 8:00		22	E WILLIAMS	ENTER GAME	
					3 8:00		40	J SYKES	ENTER GAME	
					3 8:00		4	C BURTON	ENTER GAME	
					3 8:00		23	Q SMITH	ENTER GAME	
					3 8:00		35	A WOODSON	ENTER GAME	FOR 22 E WILLIAMS
					3 8:00		45	M DEMASTERS	ENTER GAME	
					3 7:53		23	Q SMITH	3PT ATTEMPT	4 C BURTON OFF REB
44	J GAITHER	DEF REBOUND			3 7:46		35	A WOODSON	FG ATTEMPT	
22	N CRAWFORD	FT MADE		36-40	3 7:25	-4	35	A WOODSON	PERSONAL FOUL	
22	N CRAWFORD	FT MADE		37-40	3 7:25	-3				
22	N CRAWFORD	DEF REBOUND			3 7:14		23	Q SMITH	FG ATTEMPT	
2	C LOGSDON	FG ATTEMPT			3 6:45		35	A WOODSON	DEF REBOUND	
44	J GAITHER	DEF REBOUND			3 6:35		35	A WOODSON	FG ATTEMPT	
32	S CAMPBELL	TURNOVER	(BAD PASS)		3 6:22					
					3 6:22		21	J MASCHEK	ENTER GAME	FOR 35 A WOODSON
					3 6:07		23	Q SMITH	FG ATTEMPT	23 Q SMITH OFF REB
					3 6:03		4	C BURTON	3PT ATTEMPT	45 M DEMASTERS OFF REB
					3 6:01		45	M DEMASTERS	PUTBACK ATT	45 M DEMASTERS OFF REB
2	C LOGSDON	PERSONAL FOUL			3 6:01					
					3 5:59		23	Q SMITH	FG ATTEMPT	45 M DEMASTERS OFF REB
					3 5:55		45	M DEMASTERS	PUTBACK ATT	TROJANS OFF REB
					3 5:52		23	Q SMITH	FG ATTEMPT	21 J MASCHEK OFF REB
32	S CAMPBELL	DEF REBOUND			3 5:48		21	J MASCHEK	PUTBACK ATT	
22	N CRAWFORD	FG MADE	3 C GAITHER ASSIST	39-40	3 5:38	-1				
44	J GAITHER	DEF REBOUND			3 5:18		4	C BURTON	FG ATTEMPT	21 J MASCHEK OFF REB
					3 5:15		21	J MASCHEK	PUTBACK ATT	
					3 5:03		45	M DEMASTERS	PERSONAL FOUL	
32	S CAMPBELL	FT MADE		40-40	3 5:03	(T1)	TROJANS	20 SEC TIME OUT		
32	S CAMPBELL	FT MADE		41-40	3 5:03	+1 (L4)				
44	J GAITHER	STEAL			3 4:55		4	C BURTON	3PT ATTEMPT	23 Q SMITH OFF REB
3	C GAITHER	STEAL			3 4:49		4	C BURTON	TURNOVER	(BAD PASS)
44	J GAITHER	FG ATTEMPT			3 4:49					
2	C LOGSDON	DEF REBOUND			3 4:43		21	J MASCHEK	BLOCK	23 Q SMITH DEF REB
32	S CAMPBELL	LAYUP ATT			3 4:27		45	M DEMASTERS	FG ATTEMPT	
					3 4:10		45	M DEMASTERS	DEF REBOUND	
22	N CRAWFORD	FG MADE		41-42	3 3:56	-1 (L5)	23	Q SMITH	LAYUP MADE	
				43-42	3 3:34	+1 (L6)				
44	J GAITHER	PERSONAL FOUL			3 3:21		23	Q SMITH	FG ATTEMPT	40 J SYKES OFF REB
					3 3:16					
					3 3:16		3	L FOX	ENTER GAME	FOR 4 C BURTON
3	C GAITHER	DEF REBOUND			3 3:16		55	E KING	ENTER GAME	FOR 45 M DEMASTERS
					3 3:07		21	J MASCHEK	3PT ATTEMPT	
3	C GAITHER	TURNOVER	(BAD PASS)		3 3:03		35	A WOODSON	ENTER GAME	FOR 40 J SYKES
20	A DECKER	ENTER GAME	FOR 22 N CRAWFORD		3 3:02					
					3 2:52		21	J MASCHEK	3PT ATTEMPT	35 A WOODSON OFF REB
2	C LOGSDON	PERSONAL FOUL		43-43	3 2:51	(T2)	35	A WOODSON	FT MADE	
44	J GAITHER	DEF REBOUND			3 2:51		35	A WOODSON	FT ATTEMPT	
44	J GAITHER	FG ATTEMPT	3 C GAITHER OFF REB		3 2:31					
3	C GAITHER	PUTBACK MADE		45-43	3 2:30	+2				
					3 1:50		23	Q SMITH	OFFENSIVE FOUL	
32	S CAMPBELL	CHARGE TAKEN			3 1:50		23	Q SMITH	TURNOVER	
22	N CRAWFORD	ENTER GAME	FOR 20 A DECKER		3 1:50					
					3 1:50					
					3 1:50		21	J MASCHEK	LEAVE GAME	
					3 1:50		4	C BURTON	ENTER GAME	FOR 55 E KING
					3 1:50		40	J SYKES	ENTER GAME	
2	C LOGSDON	FG ATTEMPT	44 J GAITHER OFF REB		3 1:38					
44	J GAITHER	PUTBACK MADE		47-43	3 1:35	+4				
44	J GAITHER	PERSONAL FOUL			3 1:25					
					3 1:25		45	M DEMASTERS	ENTER GAME	FOR 35 A WOODSON
					3 1:25	+3	3	L FOX	FT MADE	
					3 1:25	+2	3	L FOX	FT MADE	
3	C GAITHER	FG ATTEMPT	COUGARS OFF REB		3 1:19		45	M DEMASTERS	BLOCK	
24	K ESCUE	ENTER GAME	FOR 44 J GAITHER		3 1:04		3	L FOX	PERSONAL FOUL	
3	C GAITHER	FT MADE		48-45	3 1:04	+3				
3	C GAITHER	FT MADE		49-45	3 1:04	+4				
32	S CAMPBELL	FG MADE		49-47	3 0:44	+2	3	L FOX	FG MADE	
				51-47	3 0:31	+4				

KHSAA BASKETBALL - PLAY BY PLAY REPORT - PERIOD: 3 (PG 2)
 GRAYSON COUNTY COUGARS VS. NORTH HARDIN TROJANS
 DATE: 03/15/2001 TIME: 3:00 PM SITE: KHSAA BOYS' SWEET 16-RUPP ARENA ATTENDANCE: 14220

## NAME	ACTION	ACTION	SCORE	CLOCK	DIFF	## NAME	ACTION	ACTION
			51-49	3 0:03	+2	3 L FOX	FG MADE	

END OF PERIOD SUMMARY COUGARS 51 TROJANS 49

LARGEST LEAD: COUGARS 12 TROJANS 21 (9 PTS)
 LEAD IN PERIOD: COUGARS 35 TROJANS 40 (5 PTS)
 2 FOR 1 OPPO PTS
 3 FOR 4 PTS
 5/11 FOR 45.5 %
 6/6 FOR 100 %

TURNOVERS
 2ND CHANCES
 FIELD GOALS
 FREE THROWS

LEAD CHANGES: 6 TIES: 2
 LEAD CHANGES: 2 TIES: 2 (THIS PERIOD)
 2 FOR 2 OPPO PTS
 11 FOR 1 PTS
 3/21 FOR 14.3 %
 3/4 FOR 75.0 %